



BEDDINGTON FARMLANDS

BIRD AND WILDLIFE REPORT 2022

NUMBER 32

CONTENTS

INTRODUCTION	2
RECORDING METHODOLOGY	2
BIRDING REVIEW	2-7
SYSTEMATIC BIRD LIST 2022	8-48
ADDITIONAL MKA ECOLOGY DATA	48-49
MKA AND BFBG BREEDING BIRD SURVEY DATA	50-51
TARGET SPECIES	52
RESTORATION HABITAT INDICATORS	53-59
SPRING MIGRANT FIRST ARRIVAL DATES	59-60
RINGED BIRD DATA 2022	61-63
REPORT ON OTHER WILDLIFE IN 2022	63-69
CONSERVATION UPDATE	69-71
BEDDINGTON FARM BIRD GROUP	71-73
ORNITHOLOGICAL SUMMARY	73
2021 SUMMARY	74-78
REFERENCES	78
APENDICES	79
CREDITS	80

INTRODUCTION

This is the 32nd year report for Beddington Farmlands. It compiles records of birds into a systematic year list, as well as mentioning some other wildlife sightings. It goes into detail about target and indicator species, as well as breeding data. There is also a brief conservation update on restoration works and conditions onsite, plus a short summary of the highlights from 2021.

RECORDING METHODOLOGY

The data for this report is derived from:

- a) BFBG member sightings.
- b) Records from members of the public using the permissive path and public hides, supplemented by online recording on eBird and the relevant WhatsApp groups.
- c) The BTO Wetland Bird Survey (WeBS) carried out by Derek Coleman, along with the registration mapping breeding survey conducted by Philip Chasteauneuf and Derek Coleman, supplemented by surveys conducted by the site ecologist (MKA Ecology).
- d) MKA Ecology Annual Ecology Reports

Records are submitted for compilation into regional recording schemes organised by:

- 1) London Natural History Society
- 2) Surrey Bird Club
- 3) British Trust for Ornithology
- 4) British Birds Rarities Committee
- 5) eBird
- 6) iRecord

BIRDING REVIEW 2022

In 2022, 149 bird species were recorded. Highlights of the year included Stone-Curlew, Black-winged Stilt, Glossy Ibis, Purple Heron, Cattle Egret, and the first Pied Flycatchers since 2003. Notable absences included Grey Plover, Rock Pipit, and Garden Warbler.

It was a good year for spring and autumn records of Garganey, and there was a strong passage of Ring Ouzels in October. A total of 23 species of wader were recorded.

There were no new bird species recorded at the Farmlands in 2022, so the site total remained at 261 species.

January

The year got off to a great start on the 1st when a Great White Egret dropped in, and 142 Snipe were flushed from the North Lake islands by a hunting female Sparrowhawk. A male Pintail on the 2nd was the only record of the month; as was a Fieldfare on the 9th; a Coal Tit and two Mistle Thrush on the 10th; an adult Mediterranean Gull on the 11th; an adult Yellow-legged Gull on the 18th; and a Tawny Owl on the 22nd. An incredible high count of seven Caspian Gull on the 3rd was possibly the site's highest-ever day count for the species. There was also some wintering Blackcap activity, with one recorded on the 2nd and 3rd. It was a poor month for winter finches, with only one record each of Lesser Redpoll and Brambling on the 11th and 29th, respectively.


Common Snipe by Dave Warren (February)



February

On the 8th, a Blackcap was recorded, and on the 12th, a Barnacle Goose was found. A Great Crested Grebe was observed from the 13th and remained until the end of the month. An adult Mediterranean Gull was recorded on the 14th, and the following day, the first two Siskin of the year were seen. A Mistle Thrush was recorded on the 13th, and a Fieldfare on the 26th coincided with an influx of 104 Redwing. The Barnacle Goose was recorded again on the 26th.

Barnacle Goose (left) with two Canada Geese by Zach Pannifer (April)



March

The Great Crested Grebe from February remained until the end of this month, being joined by a second bird on the 24th and 29th, and on the 30th there were three. A similar pattern was observed with a pair of Pintail, which were first recorded on the 1st and stayed until the end of the month. They were joined by a third bird from the 5th to the 8th. A Bullfinch was recorded on the 4th, and the first Little Ringed Plovers of the spring arrived on the 11th. A Woodcock was seen on the 12th, and a day later, the first Sand Martin of the year passed through. The month was good for passage waders, with a peak of four Dunlin on the 6th; a Black-tailed Godwit on the 20th, and two from the 24th to the 25th; a Curlew on the 21st; and a Redshank on the 26th. The 26th also saw the year's only records of Treecreeper and Black Redstart, plus a Great White Egret, which was also seen on the 19th. On the 22nd, a male Garganey was recorded, and the next day, a female appeared. A Coal Tit was noted on the 25th. The year's first Swallow and four more Sand Martin moved through on the 29th.

April

A month full of great records. Highlights included an Osprey on the 10th; Avocet on the 11th and 29th; Spoonbill on the 11th; Grasshopper Warbler on the 14th; Marsh Harrier on the 17th and 25th; a peak of four Whimbrel on the 19th; three Bar-tailed Godwit on the 23rd (two of which stayed for two more days); a Ring Ouzel from the 24th to the 28th; Wood Sandpiper from the 27th to the 29th; Arctic Tern on the 27th; and a Little Gull on the 29th. Three Garganey recorded from the 3rd to the 15th were seen displaying. On the 8th and 9th, three Redshank were recorded, with two remaining until the 20th. They were observed copulating, raising hopes that this key species would breed for the first time since 2006, but they left the site shortly afterwards. The site's first Pied Flycatcher since 2003 was seen on the 19th, and the tenth site record of Stone-Curlew was found on the 29th.

Garganeys by Peter Alfrey (April)



May

The last three Whimbrel of the spring were recorded on the 1st, and the second Osprey of the year flew low north on the 2nd. The morning of the 3rd started well with the year's only Cuckoo, plus the last Snipe of the spring and a Common/Arctic Tern. In the afternoon, things got even better when the site's second-ever Black-winged Stilt was found, followed by the year's first Oystercatcher dropping in late evening. Another Oystercatcher was seen on the 11th. On the 7th, a Glossy Ibis was spotted and it stayed until the following day. Two Arctic Tern flew over on the 7th, and on the 8th, two more terns (Common or Arctic) passed through. A single Little Gull was reported on the 14th, and there was a late spring sighting of a Water Rail on the 25th.

June

There was an unseasonal summer record of two Pintail on the 2nd, and on the 3rd, a second-year Yellow-legged Gull was present. Early in the morning on the 5th, at least two juvenile Tawny Owls were observed branching, and they were also seen and heard on the 10th and 22nd. The fourth Purple Heron for the site arrived mid-morning on the 5th and stayed for only an hour before flying off. A Ringed Plover was also recorded. The final Great Crested Grebe of the year appeared on the 12th, and on the 19th, there were two Redshank. The only Mediterranean Gull of the month was a second-summer individual on the 26th.

July

Historically, this is the best month for Black-tailed Godwit sightings onsite, and this year was no exception, with a group of six recorded on the 5th; one recorded from the 21st to the 22nd; and another from the 26th to the 27th. On the 17th, there was a Great White Egret, as well as the year's only Firecrest. A Redshank was seen on the 26th and stayed until the following day, when a Common Tern was also recorded. On the 28th, a Marsh Harrier flew high over.

August

On the 1st, an Oystercatcher and Garganey were found, with the latter staying throughout the month. The last Little Ringed Plover of the year was present on the 2nd, along with two Shelduck. Three Common Tern flew over on the 10th, and the good number of Black-tailed Godwit in July was matched this month, with one on the 4th, 6th, and 9th; a flock of ten on the 21st; and one on the 24th. A Redstart was recorded on the 23rd, and amazingly, the next day, the second Pied Flycatcher of the year was found during a BTO Youth Walk. The 27th saw the only Whimbrel of the autumn and the first Spotted Flycatcher of the year made an appearance. Tree Pipits were observed on the 28th and 29th.

September

Two Turnstone were observed flying east on the 4th, the first record since 2019. Other waders included Ringed Plover on the 10th and 26th, and Ruff on the 19th and 30th. The Garganey present throughout the previous month was last noted on the 11th. There was a Spotted Flycatcher on the 5th, and presumably a second individual on the 10th, which stayed until the 13th, when there was also a flyover Marsh Harrier. It was a good autumn for chats overall, with one Redstart recorded on the 14th and 23rd, and a remarkable high count of twenty Stonechat on the 25th. Loosely associating with some of these Stonechat were a couple of Dartford Warbler, which were first found on the 19th. A Grasshopper Warbler was recorded on the 19th and 25th.

October

The month got off to a great start with the third site record of Cattle Egret on the 1st. Then, on the 2nd, three Dunlin were recorded; along with four Mediterranean Gull reported on eBird; plus a first-winter Yellow-legged Gull, which was also recorded on the 5th and 22nd. A high count of 946 House Martin flew over on the 5th, and on the 9th, the year's fifth Marsh Harrier was recorded. The following day, a Bullfinch was heard. A Great White Egret was present from the 15th to the 22nd. There were late records of both Tree Pipit and Sand Martin on the 17th and 20th, respectively. The only Hawfinch of the year was also noted on the 20th. On the 19th, a group of seven Brent Geese flew southwest. It was a good month for Ring Ouzel, which were recorded on ten days, with at least three individuals on both the 19th and 22nd. Mistle Thrush was noted on six days, including three on the 22nd. Three Pintail were regularly recorded throughout the month, as were the two Dartford Warbler from September.

Ring Ouzel by Anand Ramesh (October)



November

The first Blackcap since mid-October was recorded on the 12th, and the following day, a Curlew and Woodcock were seen. The 17th was a great day, with one Black-tailed Godwit and two Redshank recorded; plus a flyover Mediterranean Gull; second-winter Caspian Gull (also seen on the 18th); and the same first-winter Yellow-legged Gull from October, which was also present on the 18th and 26th. The only Goosander of the year was seen feeding onsite on the 19th, and on the 20th, there was a Dunlin. The presence of overwintering Dartford Warbler continued, peaking at three birds recorded on the 20th, 22nd, and 26th. A Brent Goose on the 30th topped off a surprisingly productive month.

December

A month dominated by a cold spell from the 9th to the 20th, which caused almost all the lakes and sludge beds to freeze. This weather is famous for displacing birds across the country and producing interesting records at Beddington. This cold snap was no exception. On the 3rd, a flock of nine Brent Geese flew high east, with another bird dropping down onto the North Lake to rest. At least one Mistle Thrush was seen on the 10th, 16th, and 17th. The only Golden Plover of the year were recorded during this cold spell: one on the 13th, two on the 15th, and one still on the 16th. A new site high count of Dartford Warbler was also recorded on the 13th, with a minimum of five birds present, highlighting the good winter for them onsite. On the 14th, the third and final Woodcock of the year was found, and four Black-tailed Godwit flew over. The next day, a Coal Tit was observed, and an incredible eleven Jack Snipe had relocated to the Main Effluent Channel overflow, which remains warm and unfrozen even in these cold spells. The Coal Tit was also seen on the 17th, when sixteen Rook were also recorded – a high count for the year. A Great White Egret was reported on eBird on the 21st, and a pair of Pintail took up residence throughout the latter half of the month.

Phase 1 Wet Grassland during the cold snap by Greg Holland (December)



SYSTEMATIC BIRD LIST 2022

Taxonomy as recognised by the British Ornithological Union (BOU) in 2023¹
Initials/names of the finder(s) are next to relevant sightings

P = Count not taken but birds present onsite.

The following status abbreviations have been utilised:

R: Resident

Re: Regular

B: Breeding

HB: Has Bred

S: Spring Migrant

AU: Autumn Migrant

W: Winter Visitor

Su: Summer Visitor

HW: Hard Weather Migrant

Ir: Irregular

Sc: Scarce Migrant (annual or less than annual)

Ve Sc: Very Scare

V: Vagrant (ten records or fewer)

(DARK-BELLIED) BRENT GOOSE (*Branta bernicla bernicla*)

Sc, Au, W

7 flew southwest on 19th October (RB, ZP et al)

1 noted on 30th November (ST)

10 recorded on 3rd December (ZP)

Dark-bellied Brent Goose by Dave Warren (November)



CANADA GOOSE (*Branta canadensis*)

R, B

High Counts:

Jan	Feb	Mar	Apr	May	Jun	Jul	Aug	Sep	Oct	Nov	Dec
107	106	82	74	78	144	136	228	203	165	127	180

BARNACLE GOOSE (*Branta leucopsis*)

Wild V, feral birds Sc

1 recorded on 12th February (GJ) continued to be observed for two months and was last seen on 19th April

GREYLAG GOOSE (*Anser anser*)

Re, HB

Number of days recorded in month/High Counts:

Jan	Feb	Mar	Apr	May	Jun	Jul	Aug	Sep	Oct	Nov	Dec
0	3/3	11/4	19/16	8/6	2/2	0	1/1	1/1	6/2	4/1	0

MUTE SWAN (*Cygnus olor*)

R, B

High Counts:

Jan	Feb	Mar	Apr	May	Jun	Jul	Aug	Sep	Oct	Nov	Dec
17	13	12	15	14	21	24	27	20	25	17	12

June and July high counts include 13 and 16 juveniles, respectively

EGYPTIAN GOOSE (*Alopochen aegyptiaca*)

Formerly Ve Sc, now R, B

High Counts:

Jan	Feb	Mar	Apr	May	Jun	Jul	Aug	Sep	Oct	Nov	Dec
4	4	12	9	8	12	8	13	14	7	8	8

COMMON SHELDUCK (*Tadorna tadorna*)

Re, HB

High Counts:

Jan	Feb	Mar	Apr	May	Jun	Jul	Aug	Sep	Oct	Nov	Dec
4	9	12	10	7	4	0	2	0	0	1	1


GARGANEY (*Spatula querquedula*)

Sc, S, Au

Number of days recorded in month/High Counts:

Jan	Feb	Mar	Apr	May	Jun	Jul	Aug	Sep	Oct	Nov	Dec
0	0	2/1	8/3	0	0	1/1	10/1	5/1	0	0	0

Male Garganey by Peter Alfrey (April)



NORTHERN SHOVELER (*Spatula clypeata*)

R, HB, Au, W

High Counts:

Jan	Feb	Mar	Apr	May	Jun	Jul	Aug	Sep	Oct	Nov	Dec
95	46	88	57	6	4	13	31	60	119	127	102

GADWALL (*Mareca strepera*)

R, B

High Counts:

Jan	Feb	Mar	Apr	May	Jun	Jul	Aug	Sep	Oct	Nov	Dec
81	57	28	35	18	45	38	62	72	163	110	34

EURASIAN WIGEON (*Mareca penelope*)

Au, W

Number of days recorded in month/High Counts:

Jan	Feb	Mar	Apr	May	Jun	Jul	Aug	Sep	Oct	Nov	Dec
2/2	0	1/2	0	0	0	0	0	12/11	26/21	21/29	8/4

MALLARD (*Anas platyrhynchos*)

R, B

High Counts:

Jan	Feb	Mar	Apr	May	Jun	Jul	Aug	Sep	Oct	Nov	Dec
45	24	22	26	41	52	84	146	86	118	106	48

NORTHERN PINTAIL (*Anas acuta*)

lr, Au, W

Number of days recorded in month/High Counts:

Jan	Feb	Mar	Apr	May	Jun	Jul	Aug	Sep	Oct	Nov	Dec
1/1	0	20/3	9/2	0	1/2	0	0	6/3	23/3	2/3	7/2

EURASIAN TEAL (*Anas crecca*)

R, Au, W

High Counts:

Jan	Feb	Mar	Apr	May	Jun	Jul	Aug	Sep	Oct	Nov	Dec
296	85	85	105	4	7	12	50	110	229	259	210

COMMON POCHARD (*Aythya ferina*)

Formerly W, now R, B

High Counts:

Jan	Feb	Mar	Apr	May	Jun	Jul	Aug	Sep	Oct	Nov	Dec
17	18	17	13	9	8	4	5	4	10	16	20

TUFTED DUCK (*Aythya fuligula*)

R, B

High Counts:

Jan	Feb	Mar	Apr	May	Jun	Jul	Aug	Sep	Oct	Nov	Dec
29	54	42	30	27	14	24	15	17	32	30	29

GOOSANDER (*Mergus merganser*)

Sc, W

1 observed on 19th November (ZP)

COMMON PHEASANT (*Phasianus colchicus*)

R, HB

Number of days recorded in month/High Counts:

Jan	Feb	Mar	Apr	May	Jun	Jul	Aug	Sep	Oct	Nov	Dec
1/1	1/1	9/3	19/3	9/2	3/1	3/1	2/1	6/2	13/5	5/5	2/4

Male Pheasant by Anand Ramesh (March)



COMMON SWIFT (*Apus apus*)

Re, Su

High Counts:

Jan	Feb	Mar	Apr	May	Jun	Jul	Aug	Sep	Oct	Nov	Dec
0	0	0	2	100	250	180	100	17	0	0	0

COMMON CUCKOO (*Cuculus canorus*)

Sc, S, Su, Au

1 seen on 3rd May (ZP, RB)

FERAL ROCK DOVE (*Columba livia*)

R, B

High Counts:

Jan	Feb	Mar	Apr	May	Jun	Jul	Aug	Sep	Oct	Nov	Dec
30	40	40	45	42	10	58	25	22	51	45	32

STOCK DOVE (*Columba oenas*)

R, B, Au, W

High Counts:

Jan	Feb	Mar	Apr	May	Jun	Jul	Aug	Sep	Oct	Nov	Dec
25	20	40	15	8	70	43	50	21	50	50	12

COMMON WOODPIGEON (*Columba palumbus*)

R, B, Au, W, HW

High Counts:

Jan	Feb	Mar	Apr	May	Jun	Jul	Aug	Sep	Oct	Nov	Dec
54	96	90	87	14	35	88	64	131	786	1779	42

Visual migration counts of 786 moving southwest on 29th October and 1,779 southwest on 5th November

EURASIAN COLLARED DOVE (*Streptopelia decaocto*)

R, B

High Counts:

Jan	Feb	Mar	Apr	May	Jun	Jul	Aug	Sep	Oct	Nov	Dec
2	2	4	5	3	2	2	2	2	2	2	2

WATER RAIL (*Rallus aquaticus*)

Re, Au, W

High Counts:

Jan	Feb	Mar	Apr	May	Jun	Jul	Aug	Sep	Oct	Nov	Dec
8	4	3	0	1	0	0	0	3	3	5	7

COMMON MOORHEN (*Gallinula chloropus*)

R, B

High Counts:

Jan	Feb	Mar	Apr	May	Jun	Jul	Aug	Sep	Oct	Nov	Dec
53	30	40	68	40	44	74	112	25	67	71	61

EURASIAN COOT (*Fulica atra*)

R, B

High Counts:

Jan	Feb	Mar	Apr	May	Jun	Jul	Aug	Sep	Oct	Nov	Dec
217	66	97	148	118	199	296	211	180	212	110	84

LITTLE GREBE (*Tachybaptus ruficollis*)

R, B

High Counts:

Jan	Feb	Mar	Apr	May	Jun	Jul	Aug	Sep	Oct	Nov	Dec
10	11	15	15	9	10	22	21	21	12	15	15

GREAT CRESTED GREBE (*Podiceps cristatus*)

Ir, HB

Number of days recorded in month/High Counts:

Jan	Feb	Mar	Apr	May	Jun	Jul	Aug	Sep	Oct	Nov	Dec
0	7/1	19/3	11/3	11/2	1/1	0	0	0	0	0	0

Great Crested Grebe by Anand Ramesh (February)



EURASIAN STONE-CURLEW (*Burhinus oedichnemus*)

v

1 found on 29th April (Charlie Owens, GJ) – 10th site record

EURASIAN OYSTERCATCHER (*Haematopus ostralegus*)

Sc, S, Au

May: 1 on the 3rd (ZP) and another 1 on the 11th (MKA Ecology)

August: 1 on the 1st (AD)

BLACK-WINGED STILT (*Himantopus himantopus*)

v

1 female discovered on 3rd May (AR, ZP) – 2nd site record following one in 1955

Female Black-winged Stilt by Roger Browne (May)



PIED AVOCET (*Recurvirostra avosetta*)

Ve Sc, S, Au

1 recorded on 11th April (Greg Holland)

1 recorded on 29th April (Charlie Owens et al)

NORTHERN LAPWING (*Vanellus vanellus*)

R, B, Au, HW

High Counts:

Jan	Feb	Mar	Apr	May	Jun	Jul	Aug	Sep	Oct	Nov	Dec
42	53	21	14	13	17	27	39	28	31	28	195

December counts of 151 on the 17th and 195 on the 20th were part of some wider cold weather movement. Most of the birds on the 17th moved northwest, but on the 20th, there were 121 settled on the site.

EUROPEAN GOLDEN PLOVER (*Pluvialis apricaria*)

Ir, S, Au, W, HW

1 on 13th December (ZP)

2 on 15th December (AD, DC), with 1 remaining until 16th December

Golden Plover by Arjun Dutta (December)



COMMON RINGED PLOVER (*Charadrius hiaticula*)
Ir, S, Au

April: 1 on the 25th (GJ)
 May: 1 on the 5th (NG)
 June: 1 on the 5th (ZP)
 August: 1 on the 28th (NG)
 September: 1 on the 10th (GJ) and another 1 on the 26th (AD)

LITTLE RINGED PLOVER (*Charadrius dubius*)
Re, Su, B, S, Au

High Counts:

Jan	Feb	Mar	Apr	May	Jun	Jul	Aug	Sep	Oct	Nov	Dec
0	0	4	6	5	12	7	1	0	0	0	0

Historically significant high count of 12 recorded on 28th and 30th June

WHIMBREL (*Numenius phaeopus*)
Ir, S, Au

April: 4 on the 19th (AR, JB), 1 on the 23rd (ZP, GJ), 1 on the 27th (ZP), 1 on the 29th (GJ)
 May: 3 on the 1st (ZP et al)
 August: 1 on the 27th (GJ)

EURASIAN CURLEW (*Numenius arquata*)

Sc, S, Au, W

1 noted on 21st March (GJ)

1 observed on 13th November (NG)

BAR-TAILED GODWIT (*Limosa lapponica*)

Sc, S, Au

3 seen on 23rd April (GJ, ZP), with 2 remaining until the 25th

Bar-tailed Godwits by Anand Ramesh (April)



BLACK-TAILED GODWIT (*Limosa limosa*)

Ir, S, Su, Au

Number of days recorded in month/High Counts:

Jan	Feb	Mar	Apr	May	Jun	Jul	Aug	Sep	Oct	Nov	Dec
0	0	2/2	1/1	0	0	5/6	5/10	0	0	1/1	1/4

Black-tailed Godwits by Anand Ramesh (March)



RUDDY TURNSTONE (*Arenaria interpres*)
Sc, S, Au

2 flew east on 4th September (NG)

RUFF (*Calidris pugnax*)
Sc, S, Au, W

1 flew east on 19th September (GJ)
1 observed on 30th September (AD)

DUNLIN (*Calidris alpina*)
Ir, S, Au, W

Number of days recorded in month/High Counts:

Jan	Feb	Mar	Apr	May	Jun	Jul	Aug	Sep	Oct	Nov	Dec
0	0	7/4	1/1	0	0	0	0	0	1/3	1/1	0

EURASIAN WOODCOCK (*Scolopax rusticola*)

Sc, W, HW

1 found on 12th March (GJ)

1 noted on 13th November (NG)

1 seen on 14th December (ZP)

JACK SNIPE (*Lymnocyptes minimus*)

Re, Au, W, HW

High Counts:

Jan	Feb	Mar	Apr	May	Jun	Jul	Aug	Sep	Oct	Nov	Dec
11	8	6	5	0	0	0	0	0	2	4	11

Jack Snipe by Zach Pannifer (January)



COMMON SNIPE (*Gallinago gallinago*)

Re, Au, W, HW

High Counts:

Jan	Feb	Mar	Apr	May	Jun	Jul	Aug	Sep	Oct	Nov	Dec
142	38	25	13	1	0	0	5	14	21	11	44

COMMON SANDPIPER (*Actitis hypoleucos*)

Re, S, Au

Number of days recorded in month/High Counts:

Jan	Feb	Mar	Apr	May	Jun	Jul	Aug	Sep	Oct	Nov	Dec
0	0	0	12/4	6/1	0	5/2	14/5	15/3	2/1	0	0

GREEN SANDPIPER (*Tringa ochropus*)

R, S, Au, W

High Counts:

Jan	Feb	Mar	Apr	May	Jun	Jul	Aug	Sep	Oct	Nov	Dec
9	6	11	10	1	4	16	16	12	12	11	5

COMMON REDSHANK (*Tringa totanus*)

Formerly Re, B, now Ir, S, Au, W

Number of days recorded in month/High Counts:

Jan	Feb	Mar	Apr	May	Jun	Jul	Aug	Sep	Oct	Nov	Dec
0	0	1/1	11/3	0	1/2	2/1	0	0	0	1/2	0

WOOD SANDPIPER (*Tringa glareola*)

Ir, S, Au

April: 1 from the 27th to the 29th

May: 1 on the 6th, 8th, and 11th

COMMON GREENSHANK (*Tringa nebularia*)

Re, S, Au

Number of days recorded in month/High Counts:

Jan	Feb	Mar	Apr	May	Jun	Jul	Aug	Sep	Oct	Nov	Dec
0	0	0	1/1	3/1	0	0	8/2	7/1	0	0	0

BLACK-HEADED GULL (*Chroicocephalus ridibundus*)

R, W

High Counts:

Jan	Feb	Mar	Apr	May	Jun	Jul	Aug	Sep	Oct	Nov	Dec
1005	700	700	26	50	45	210	280	150	424	400	200

LITTLE GULL (*Hydrocoloeus minutus*)

Sc, S, Au, W

1 flew southeast on 29th April (GJ)

1 seen on the deck on 14th May (GJ)

MEDITERRANEAN GULL (*Ichthyaetus melanocephalus*)

Re, S, Au, W

Number of days recorded in month/Highest count:

Jan	Feb	Mar	Apr	May	Jun	Jul	Aug	Sep	Oct	Nov	Dec
1/1	1/1	1/1	9/3	1/1	1/1	2/1	0	0	1/4	1/1	0

COMMON GULL (*Larus canus*)

Re, S, Au, W

High Counts:

Jan	Feb	Mar	Apr	May	Jun	Jul	Aug	Sep	Oct	Nov	Dec
25	12	21	1	0	0	1	1	1	3	8	15

GREAT BLACK-BACKED GULL (*Larus marinus*)

Ir, W

High Counts:

Jan	Feb	Mar	Apr	May	Jun	Jul	Aug	Sep	Oct	Nov	Dec
10	2	1	1	0	0	0	0	1	0	1	2

EUROPEAN HERRING GULL (*Larus argentatus*)

R, W

High Counts:

Jan	Feb	Mar	Apr	May	Jun	Jul	Aug	Sep	Oct	Nov	Dec
250	200	340	700	700	400	300	350	100	30	339	98

CASPIAN GULL (*Larus cachinnans*)

Ir, Au, W

High Counts:

Jan	Feb	Mar	Apr	May	Jun	Jul	Aug	Sep	Oct	Nov	Dec
7	2	1	2	0	0	2	2	1	0	1	2

1st-winter Caspian Gull by Anand Ramesh (January)



YELLOW-LEGGED GULL (*Larus michahellis*)
Ir, Au, W

Number of days recorded in month/High Counts:

Jan	Feb	Mar	Apr	May	Jun	Jul	Aug	Sep	Oct	Nov	Dec
2/1	0	0	0	0	2/1	9/4	8/3	8/2	3/1	3/1	4/1

LESSER BLACK-BACKED GULL (*Larus fuscus*)
R, S, Au, W

High Counts:

Jan	Feb	Mar	Apr	May	Jun	Jul	Aug	Sep	Oct	Nov	Dec
25	14	15	48	20	6	18	19	5	5	9	12

COMMON TERN (*Sterna hirundo*)
Sc, S, Su, Au

1 recorded on 27th July (MKA Ecology)
3 flew southeast on 10th August (ZP)


Common Tern by Zach Pannifer (July)



ARCTIC TERN (*Sterna paradisaea*)
Sc, S, Au

1 present for most of the day on 27th April (Roger Booth)
2 flew north on 7th May (GJ, AR)

Arctic Tern by Alan Wilkinson (April)



COMMON/ARCTIC TERN

May: 1 on the 3rd and 2 on the 8th

GREAT CORMORANT (*Phalacrocorax carbo*)
R

High Counts:

Jan	Feb	Mar	Apr	May	Jun	Jul	Aug	Sep	Oct	Nov	Dec
29	15	30	16	11	7	8	15	10	17	19	24

GLOSSY IBIS (*Plegadis falcinellus*)
V

1 found on 7th May (GJ) remained until 8th May – 3rd site record

Glossy Ibis by Zach Pannifer (May)



EURASIAN SPOONBILL (*Platalea leucorodia*)
Ve Sc

1 seen on the deck on 11th April (Andy Wasley)

WESTERN CATTLE EGRET (*Bubulcus ibis*)

V

1 observed on 1st October (GJ) - 3rd site record

GREY HERON (*Ardea cinerea*)

R, B

High Counts:

Jan	Feb	Mar	Apr	May	Jun	Jul	Aug	Sep	Oct	Nov	Dec
19	16	15	12	20	27	19	15	13	8	10	10

PURPLE HERON (*Ardea purpurea*)

V

1 flew in and stayed for an hour, before flying off south on 5th June (ZP) – 4th site record

Purple Heron by Zach Pannifer (June)



GREAT WHITE EGRET (*Ardea alba*)

Formerly Ve Sc, now Ir

Number of days recorded in month/High Counts:

Jan	Feb	Mar	Apr	May	Jun	Jul	Aug	Sep	Oct	Nov	Dec
1/1	0	2/1	3/1	0	0	1/1	0	0	6/1	0	1/1

Great White Egret by Anand Ramesh (October)



LITTLE EGRET (*Egretta garzetta*)

Formerly Ve Sc, now R/Re

High Counts:

Jan	Feb	Mar	Apr	May	Jun	Jul	Aug	Sep	Oct	Nov	Dec
2	3	2	3	2	1	3	3	6	5	6	3

Little Egret by Zach Pannifer (April)



OSPREY (*Pandion haliaetus*)

Ve Sc, S, Au

1 flew north on 10th April (AR)

1 flew north on 2nd May (ZP)

EURASIAN SPARROWHAWK (*Accipiter nisus*)

R, B

High Counts:

Jan	Feb	Mar	Apr	May	Jun	Jul	Aug	Sep	Oct	Nov	Dec
2	1	3	3	1	1	2	3	4	2	2	2

Female Sparrowhawk by Anand Ramesh (January)



WESTERN MARSH HARRIER (*Circus aeruginosus*)

Sc, S, Au

April: 1 flew north on the 7th (ZP), 1 flew northwest on the 25th (GJ)

July: 1 flew north on the 28th (ZP, Peter Alfrey)

September: 1 flew west on 13th (AD)

October: 1 flew northeast on the 9th (AR)

Marsh Harrier by Anand Ramesh (October)



RED KITE (*Milvus milvus*)
Formerly Ve Sc, now Re

Number of days recorded in month/High Counts:

Jan	Feb	Mar	Apr	May	Jun	Jul	Aug	Sep	Oct	Nov	Dec
3/2	2/1	7/6	15/6	17/3	12/1	10/2	8/1	3/1	1/1	0	0

Red Kite and Carrion Crow by Anand Ramesh (April)



COMMON BUZZARD (*Buteo buteo*)

Formerly Ve Sc, now R, B, S, Au

High Counts:

Jan	Feb	Mar	Apr	May	Jun	Jul	Aug	Sep	Oct	Nov	Dec
2	3	12	20	6	3	4	5	6	3	2	2

WESTERN BARN OWL (*Tyto alba*)

Formerly Sc W, now R, B

High Counts:

Jan	Feb	Mar	Apr	May	Jun	Jul	Aug	Sep	Oct	Nov	Dec
1	1	1	3	0	2	3	1	3	1	2	1

LITTLE OWL (*Athene noctua*)

Formerly R, B, now Sc

1 noted on 24th July (SS)

TAWNY OWL (*Strix aluco*)

lr

Number of days recorded in month/High Counts:

Jan	Feb	Mar	Apr	May	Jun	Jul	Aug	Sep	Oct	Nov	Dec
1/1	0	0	0	0	3/2	0	7/2	4/1	4/1	1/1	1/1

COMMON KINGFISHER (*Alcedo atthis*)

Re

High Counts:

Jan	Feb	Mar	Apr	May	Jun	Jul	Aug	Sep	Oct	Nov	Dec
1	1	2	2	1	1	2	2	3	2	2	1

GREAT SPOTTED WOODPECKER (*Dendrocopos major*)

R, B

High Counts:

Jan	Feb	Mar	Apr	May	Jun	Jul	Aug	Sep	Oct	Nov	Dec
2	1	4	3	2	2	2	3	5	4	2	3

EUROPEAN GREEN WOODPECKER (*Picus viridis*)

R, B

High Counts:

Jan	Feb	Mar	Apr	May	Jun	Jul	Aug	Sep	Oct	Nov	Dec
2	1	2	2	3	1	3	3	3	2	3	2


COMMON KESTREL (*Falco tinnunculus*)

R, B

High Counts:

Jan	Feb	Mar	Apr	May	Jun	Jul	Aug	Sep	Oct	Nov	Dec
5	3	3	2	2	2	3	5	5	4	4	5

Male Kestrel with Field Vole prey by Anand Ramesh (March)



EURASIAN HOBBY (*Falco subbuteo*)

Re, Su

Number of days recorded in month/High Counts:

Jan	Feb	Mar	Apr	May	Jun	Jul	Aug	Sep	Oct	Nov	Dec
0	0	0	2/1	6/1	8/2	8/1	7/2	11/2	2/1	0	0

PEREGRINE FALCON (*Falco peregrinus*)

Formerly V, now R

High Counts:

Jan	Feb	Mar	Apr	May	Jun	Jul	Aug	Sep	Oct	Nov	Dec
1	1	3	2	2	1	4	4	3	3	3	3

RING-NECKED PARAKEET (*Psittacula krameri*)

R, B

High Counts:

Jan	Feb	Mar	Apr	May	Jun	Jul	Aug	Sep	Oct	Nov	Dec
423	154	188	168	74	117	500	100	30	500	250	198

EURASIAN JAY (*Garrulus glandarius*)

R, B

High Counts:

Jan	Feb	Mar	Apr	May	Jun	Jul	Aug	Sep	Oct	Nov	Dec
2	4	3	5	2	2	4	3	4	9	3	2

EURASIAN MAGPIE (*Pica pica*)

R, B

High Counts:

Jan	Feb	Mar	Apr	May	Jun	Jul	Aug	Sep	Oct	Nov	Dec
20	32	18	22	25	15	9	19	12	20	25	29

WESTERN JACKDAW (*Coloeus monedula*)

R, B, W

High Counts:

Jan	Feb	Mar	Apr	May	Jun	Jul	Aug	Sep	Oct	Nov	Dec
2002	1000	293	50	50	22	109	50	90	800	1000	2000

ROOK (*Corvus frugilegus*)

Re

Number of days recorded in month/High Counts:

Jan	Feb	Mar	Apr	May	Jun	Jul	Aug	Sep	Oct	Nov	Dec
4/2	1/1	11/5	12/6	9/5	12/4	11/5	6/1	3/5	0	1/P	5/16

CARRION CROW (*Corvus corone*)

R, B

High Counts:

Jan	Feb	Mar	Apr	May	Jun	Jul	Aug	Sep	Oct	Nov	Dec
150	65	280	250	108	215	113	280	125	122	108	50

NORTHERN RAVEN (*Corvus corax*)

Formerly Ve Sc, Currently Re

Number of days recorded in month/High Counts:

Jan	Feb	Mar	Apr	May	Jun	Jul	Aug	Sep	Oct	Nov	Dec
5/2	2/2	10/3	18/4	9/2	3/2	0	8/2	16/4	15/2	7/2	3/2

COAL TIT (*Periparus ater*)

Sc

1 observed on 10th January (GJ)

1 singing on 25th March (GJ)

1 singing on 15th December (AD) was also recorded on 17th December (ZP)

EURASIAN BLUE TIT (*Cyanistes caeruleus*)

R, B

High Counts:

Jan	Feb	Mar	Apr	May	Jun	Jul	Aug	Sep	Oct	Nov	Dec
14	16	13	13	8	3	19	10	11	14	7	8

GREAT TIT (*Parus major*)

R, B

High Counts:

Jan	Feb	Mar	Apr	May	Jun	Jul	Aug	Sep	Oct	Nov	Dec
18	12	15	13	9	4	12	11	7	13	10	15

WOODLARK (*Lullula arborea*)

Ve Sc

1 flew north on 25th April (GJ)

EURASIAN SKYLARK (*Alauda arvensis*)

R, B, S, Au, W, HW

High Counts:

Jan	Feb	Mar	Apr	May	Jun	Jul	Aug	Sep	Oct	Nov	Dec
3	10	4	3	4	1	1	2	1	11	10	37

Count of 37 on 14th December involved some cold weather movement and displaced birds using the site.

SAND MARTIN (*Riparia riparia*)

Re, HB, S, Su, Au

High Counts:

Jan	Feb	Mar	Apr	May	Jun	Jul	Aug	Sep	Oct	Nov	Dec
0	0	4	6	26	3	4	19	137	1	0	0

Visual migration count of 137 moving north/east on 13th September

BARN SWALLOW (*Hirundo rustica*)

Re, S, Su, Au

High Counts:

Jan	Feb	Mar	Apr	May	Jun	Jul	Aug	Sep	Oct	Nov	Dec
0	0	1	50	58	1	1	38	192	48	0	0

September visual migration counts of 147 on the 10th and 192 moving north/east on the 13th

WESTERN HOUSE MARTIN (*Delichon urbicum*)

Formerly B, now Re, S, Su, Au

High Counts:

Jan	Feb	Mar	Apr	May	Jun	Jul	Aug	Sep	Oct	Nov	Dec
0	0	0	3	2	1	1	0	75	946	0	0

Visual migration count of 946 moving south/southwest on 5th October

CETTI'S WARBLER (*Cettia cetti*)

Formerly Ve Sc, now R, B

High Counts:

Jan	Feb	Mar	Apr	May	Jun	Jul	Aug	Sep	Oct	Nov	Dec
6	5	9	8	8	4	5	6	10	11	8	5

LONG-TAILED TIT (*Aegithalos caudatus*)

R, B

High Counts:

Jan	Feb	Mar	Apr	May	Jun	Jul	Aug	Sep	Oct	Nov	Dec
18	6	12	8	8	6	13	25	32	30	14	22

WILLOW WARBLER (*Phylloscopus trochilus*)

Re, S, Au

Number of days recorded in month/High Counts:

Jan	Feb	Mar	Apr	May	Jun	Jul	Aug	Sep	Oct	Nov	Dec
0	0	0	9/3	1/1	0	0	12/8	14/3	0	0	0

COMMON CHIFFCHAFF (*Phylloscopus collybita*)

R, B, S, Su, Au, W

High Counts:

Jan	Feb	Mar	Apr	May	Jun	Jul	Aug	Sep	Oct	Nov	Dec
3	1	10	19	6	8	7	23	40	15	5	5

Chiffchaff by Dave Warren (April)



SIBERIAN CHIFFCHAFF (*Phylloscopus collybita tristis*)

v

1 seen on 14th November (JB) and again on 19th November (ZP)

SEDGE WARBLER (*Acrocephalus schoenobaenus*)

Re, B, S, Su, Au

High Counts:

Jan	Feb	Mar	Apr	May	Jun	Jul	Aug	Sep	Oct	Nov	Dec
0	0	0	6	6	3	6	5	4	0	0	0

COMMON REED WARBLER (*Acrocephalus scirpaceus*)

Re, B, S, Su, Au

High Counts:

Jan	Feb	Mar	Apr	May	Jun	Jul	Aug	Sep	Oct	Nov	Dec
0	0	0	10	15	10	10	9	5	0	0	0

COMMON GRASSHOPPER WARBLER (*Locustella naevia*)

Ve Sc, S, Au

April: 1 heard reeling on the 14th (Peter Alfrey)

September: 1 on the 19th (GJ) and again on the 25th (DB)

EURASIAN BLACKCAP (*Sylvia atricapilla*)

Re, B, S, Su, Au, Sc W

High Counts:

Jan	Feb	Mar	Apr	May	Jun	Jul	Aug	Sep	Oct	Nov	Dec
1	1	7	37	11	14	13	10	5	2	1	0

LESSER WHITETHROAT (*Curruca curruca*)

Re, B, S, Su, Au

Number of days recorded in month/High Counts:

Jan	Feb	Mar	Apr	May	Jun	Jul	Aug	Sep	Oct	Nov	Dec
0	0	0	4/3	5/3	4/2	4/3	4/3	2/1	0	0	0

COMMON WHITETHROAT (*Curruca communis*)

Re, B, S, Su, Au

High Counts:

Jan	Feb	Mar	Apr	May	Jun	Jul	Aug	Sep	Oct	Nov	Dec
0	0	0	28	30	16	14	24	15	0	0	0

DARTFORD WARBLER (*Curruca undata*)

Ve Sc, Au, W

Number of days recorded in month/High Counts:

Jan	Feb	Mar	Apr	May	Jun	Jul	Aug	Sep	Oct	Nov	Dec
0	0	0	0	0	0	0	0	3/2	11/2	10/3	9/5

Dartford Warbler by Andy Symes, MKA Ecology (November)



COMMON FIRECREST (*Regulus ignicapilla*)

Ve Sc

1 recorded on 17th July (ZP)

GOLDCREST (*Regulus regulus*)

Re, B, Au, W

High Counts:

Jan	Feb	Mar	Apr	May	Jun	Jul	Aug	Sep	Oct	Nov	Dec
2	1	2	1	2	2	2	0	1	7	7	5

EURASIAN WREN (*Troglodytes troglodytes*)

R, B

High Counts:

Jan	Feb	Mar	Apr	May	Jun	Jul	Aug	Sep	Oct	Nov	Dec
7	8	12	39	19	14	16	11	6	15	13	12

EURASIAN NUTHATCH (*Sitta europaea*)

Sc

Number of days recorded in month/High Counts:

Jan	Feb	Mar	Apr	May	Jun	Jul	Aug	Sep	Oct	Nov	Dec
3/2	1/1	2/1	2/1	2/1	1/1	0	2/1	2/1	0	0	0

EURASIAN TREECREEPER (*Certhia familiaris*)

Sc

1 noted on 26th March (AD)

COMMON STARLING (*Sturnus vulgaris*)

R, B

High Counts:

Jan	Feb	Mar	Apr	May	Jun	Jul	Aug	Sep	Oct	Nov	Dec
150	55	350	100	30	50	1000	2000	70	1000	240	385

SONG THRUSH (*Turdus philomelos*)

R, B, Au, W

High Counts:

Jan	Feb	Mar	Apr	May	Jun	Jul	Aug	Sep	Oct	Nov	Dec
10	6	16	10	5	6	8	5	6	10	15	22

30 recorded on nocturnal migration on 19th October

MISTLE THRUSH (*Turdus viscivorus*)

lr

Number of days recorded in month/High Counts:

Jan	Feb	Mar	Apr	May	Jun	Jul	Aug	Sep	Oct	Nov	Dec
1/2	1/1	1/1	2/1	0	0	1/2	0	0	6/3	0	4/1

REDWING (*Turdus iliacus*)

Re, Au, W

High Counts:

Jan	Feb	Mar	Apr	May	Jun	Jul	Aug	Sep	Oct	Nov	Dec
63	104	25	4	0	0	0	0	3	1304	242	139

Visual migration counts of 1,290 on 19th October and 1,304 moving southwest on 21st October

500 recorded on nocturnal migration on 19th October

COMMON BLACKBIRD (*Turdus merula*)

R, B, Au, W

High Counts:

Jan	Feb	Mar	Apr	May	Jun	Jul	Aug	Sep	Oct	Nov	Dec
18	12	11	16	20	8	14	7	10	11	10	16

20 recorded on nocturnal migration on 19th October.

FIELDFARE (*Turdus pilaris*)

Re, Au, W

High Counts:

Jan	Feb	Mar	Apr	May	Jun	Jul	Aug	Sep	Oct	Nov	Dec
1	1	0	0	0	0	0	0	0	39	67	22


RING OUZEL (*Turdus torquatus*)

Sc, S, Au

Number of days recorded in month/High Counts:

Jan	Feb	Mar	Apr	May	Jun	Jul	Aug	Sep	Oct	Nov	Dec
0	0	0	6/1	0	0	0	0	0	10/3	0	0

Male Ring Ouzel by Anand Ramesh (April)



SPOTTED FLYCATCHER (*Muscicapa striata*)

Formerly Re, B, now Sc, S, Au

1 seen on 27th August (GJ)

1 found on 5th September (AD)

1 observed on 10th September (GJ) was also present on 13th September (MKA Ecology)

EUROPEAN ROBIN (*Erithacus rubecula*)

R, B

High Counts:

Jan	Feb	Mar	Apr	May	Jun	Jul	Aug	Sep	Oct	Nov	Dec
30	19	20	30	20	10	14	8	10	40	24	13

10 recorded on nocturnal migration on 19th October

EUROPEAN PIED FLYCATCHER (*Ficedula hypoleuca*)

Formerly Sc, now Ve Sc, S, Au

1 male on 19th April (DW)

1 seen on 24th August (AD)

BLACK REDSTART (*Phoenicurus ochruros*)

Formerly B, currently Sc

1 male observed on 26th March (ZP, GJ)

Male Black Redstart by Zach Pannifer (March)



COMMON REDSTART (*Phoenicurus phoenicurus*)

Sc, S, Au

August: 1 found on 23rd (AD)

September: 1 seen on 14th (JB) and another 1 on the 23rd (GJ)

WHINCHAT (*Saxicola rubetra*)

Re, S, Au

Number of days recorded in month/High Counts:

Jan	Feb	Mar	Apr	May	Jun	Jul	Aug	Sep	Oct	Nov	Dec
0	0	0	1/1	5/2	0	0	2/1	14/6	0	0	0

Whinchat by Arjun Dutta (September)



EUROPEAN STONECHAT (*Saxicola rubicola*)

Re, S, Au, W

High Counts:

Jan	Feb	Mar	Apr	May	Jun	Jul	Aug	Sep	Oct	Nov	Dec
3	2	0	1	0	0	2	0	20	12	12	13

NORTHERN WHEATEAR (*Oenanthe oenanthe*)

Re, S, Au

Number of days recorded in month/High Counts:

Jan	Feb	Mar	Apr	May	Jun	Jul	Aug	Sep	Oct	Nov	Dec
0	0	0	14/4	11/4	0	0	9/2	8/9	0	0	0

Male Wheatear by Anand Ramesh (April)



HOUSE SPARROW (*Passer domesticus*)

R, B

High Counts:

Jan	Feb	Mar	Apr	May	Jun	Jul	Aug	Sep	Oct	Nov	Dec
24	40	40	15	12	12	61	18	9	6	21	15

DUNNOCK (*Prunella modularis*)

R, B

High Counts:

Jan	Feb	Mar	Apr	May	Jun	Jul	Aug	Sep	Oct	Nov	Dec
12	12	24	20	15	8	16	6	7	11	13	15

WESTERN YELLOW WAGTAIL (*Motacilla flava flavissima*)

Formerly B, Re, S, Au

High Counts:

Jan	Feb	Mar	Apr	May	Jun	Jul	Aug	Sep	Oct	Nov	Dec
0	0	0	11	42	0	1	4	23	1	0	0

Visual migration count of 42 moving mostly northwest on 3rd May

GREY WAGTAIL (*Motacilla cinerea*)

R, B

High Counts:

Jan	Feb	Mar	Apr	May	Jun	Jul	Aug	Sep	Oct	Nov	Dec
4	7	5	8	3	4	6	3	4	5	3	4

PIED WAGTAIL (*Motacilla alba yarrellii*)

R, B

High Counts:

Jan	Feb	Mar	Apr	May	Jun	Jul	Aug	Sep	Oct	Nov	Dec
7	6	8	9	10	5	8	3	9	9	13	12

WHITE WAGTAIL (*Motacilla alba alba*)

Ir, S, Au

1 male observed on 4th May (AR)

MEADOW PIPIT (*Anthus pratensis*)

Formerly B, now Re, S, Au, W

High Counts:

Jan	Feb	Mar	Apr	May	Jun	Jul	Aug	Sep	Oct	Nov	Dec
18	11	20	134	1	0	0	0	225	40	32	60

Visual migration counts of 134 moving north on 9th April, 225 on 10th September, and 213 on 13th September

TREE PIPIT (*Anthus trivialis*)

Ir, S, Au

April: 1 flew northwest on the 15th (GJ)

August: 1 on the 28th (AD, JB), 1 flew south on the 29th (NG)

September: 1 on the 9th (AD), 1 flew south on the 13th (AD), 1 flew west on the 17th (GJ), 1 on the 22nd (AD)

October: 1 on the 17th (ZP)

WATER PIPIT (*Anthus spinoletta*)

Re, Au, W

High Counts:

Jan	Feb	Mar	Apr	May	Jun	Jul	Aug	Sep	Oct	Nov	Dec
6	6	6	5	0	0	0	0	1	8	5	6

Water Pipit by Arjun Dutta (December)



EURASIAN CHAFFINCH (*Fringilla coelebs*)

Formerly B, now Re, S, Au, W

High Counts:

Jan	Feb	Mar	Apr	May	Jun	Jul	Aug	Sep	Oct	Nov	Dec
33	13	18	2	4	P	P	1	2	104	36	49

Visual migration count of 104 on 19th October

BRAMBLING (*Fringilla montifringilla*)

Ir, Au, W

Number of days recorded in month/High Counts:

Jan	Feb	Mar	Apr	May	Jun	Jul	Aug	Sep	Oct	Nov	Dec
1/1	1/1	3/2	0	0	0	0	0	1/1	5/6	3/1	1/1

HAWFINCH (*Coccothraustes coccothraustes*)

V

1 found on 20th October (Peter Alfrey)

EURASIAN BULLFINCH (*Pyrrhula pyrrhula*)

Formerly Ir, now Sc

1 female recorded on 4th March (DW)

1 noted on 10th October (Ben Young)

EUROPEAN GREENFINCH (*Chloris chloris*)

R, B

High Counts:

Jan	Feb	Mar	Apr	May	Jun	Jul	Aug	Sep	Oct	Nov	Dec
4	7	15	14	8	7	12	6	20	7	7	5

COMMON LINNET (*Linaria cannabina*)

R, B, Au, W

High Counts:

Jan	Feb	Mar	Apr	May	Jun	Jul	Aug	Sep	Oct	Nov	Dec
20	46	40	36	16	28	52	60	120	110	90	70

LESSER REDPOLL (*Acanthis cabaret*)

Ir, S, Au, W

Number of days recorded in month/High Counts:

Jan	Feb	Mar	Apr	May	Jun	Jul	Aug	Sep	Oct	Nov	Dec
1/1	0	2/2	0	0	0	0	0	0	7/11	7/2	1/1

EUROPEAN GOLDFINCH (*Carduelis carduelis*)

R, B, Au, W

High Counts:

Jan	Feb	Mar	Apr	May	Jun	Jul	Aug	Sep	Oct	Nov	Dec
63	29	35	20	23	8	24	40	140	70	88	96

EURASIAN SISKIN (*Spinus spinus*)

Ir, S, Au, W

Number of days recorded in month/High Counts:

Jan	Feb	Mar	Apr	May	Jun	Jul	Aug	Sep	Oct	Nov	Dec
0	2/2	2/1	0	0	0	0	0	1/5	13/15	6/10	3/1

Siskin by Anand Ramesh (February)



COMMON REED BUNTING (*Emberiza schoeniclus*)

R, B, W

High Counts:

Jan	Feb	Mar	Apr	May	Jun	Jul	Aug	Sep	Oct	Nov	Dec
3	4	6	3	2	2	2	2	1	6	5	12

HYBRIDS

GREYLAG GOOSE X CANADA GOOSE

First recorded on 25th February, the same individual was recorded on 14 days in April, 3 days in May, 1 day in August, and 3 days in December.

HERRING GULL X LESSER BLACK-BACKED GULL

1 recorded on 5th October (ZP)

ESCAPES

BLACK SWAN (*Cygnus atratus*)

1 recorded on 19th October (MKA Ecology)

EBIRD SIGHTINGS THAT DON'T MEET BFBG RECORDING CRITERIA

This category relates to species recorded on eBird that are not included in the main systematic list. Many of these species are rare within the official Beddington Farmlands recording area. However, some are present in adjoining areas, such as Beddington Park. Sightings have been placed here if the records provide insufficient information about identification, lack precise location details, show unexpectedly high counts, or are from an unusual time of year.

MANDARIN DUCK (*Aix galericulata*)

Unspecified number reported on 12th May

EURASIAN TREE SPARROW (*Passer montanus*)

2 on 8th May

COMMON RINGED PLOVER (*Charadrius hiaticula*)

Unspecified number reported on 22nd November

CASPIAN GULL (*Larus cachinnans*)

3 on 29th December

LITTLE GULL (*Hydrocoloeus minutus*)

Unspecified number reported on 19th May

COAL TIT (*Periparus ater*)

March: 3 on the 22nd

April: Unspecified number reported on the 28th

June: Unspecified number reported on the 4th

October: 2 on the 1st, unspecified number reported on the 25th

ADDITIONAL MKA ECOLOGY BIRD DATA

MKA Ecology Ltd (hereafter MKA) has conducted annual ecological surveys at Beddington Farmlands since 2006. The data is used to monitor the effects of changing management, onsite developments, and restoration activities.

This section presents data provided by MKA in their annual ecology reports², where the high count for the month significantly differs from that collected by the BFBG and members of the public. In many cases, this highlights the importance of having a site ecologist conducting these standardised surveys, which help to provide more accurate and meaningful data on the birds that use the site.

NORTHERN SHOVELER: February – 137; September – 101

GADWALL: March – 59; September – 136; December – 77

MALLARD: December – 160

EURASIAN TEAL: February – 255; March – 266; September – 316; November – 533; December – 464

TUFTED DUCK: March – 76

COMMON WOODPIGEON: March – 179

COMMON MOORHEN: January – 81; February – 72; March – 86; July – 126; September – 104; December – 112

EURASIAN COOT: February – 190; March – 157; September – 295; October – 290

NORTHERN LAPWING: January – 93

GREEN SANDPIPER: February – 11

BLACK-HEADED GULL: February – 1,503; March – 1,730; July – 436; August – 511; October – 729; November – 1,099; December – 1,151

EUROPEAN HERRING GULL: January – 1,784; February – 1,484; March – 572; July – 1,754; August – 895; October – 78; November – 445

GREY HERON: July – 40; August – 27

EURASIAN MAGPIE: February – 43; March – 28; July – 25; September – 28; December – 39

WESTERN JACKDAW: July – 202; August – 104

CARRION CROW: January – 279; February – 407; March – 386; July – 539; December – 216

EURASIAN BLUE TIT: September – 22; December – 18

GREAT TIT: January – 33; February – 48; March – 32; July – 38; September – 33

EURASIAN SKYLARK: January – 17

EURASIAN WREN: January – 17; February – 33; March – 54; July – 33; August – 32; September – 21; October – 40; November – 27; December – 23

COMMON STARLING: January – 453; February – 546; July – 2,148; November – 1,165

SONG THRUSH: January – 37; February – 23, December – 39

EUROPEAN ROBIN: February – 45; March – 46; July – 31; August – 28; September – 64; October – 69; December – 41

HOUSE SPARROW: January – 47; February – 60; August – 45; October – 20; December – 40

DUNNOCK – January – 52; February – 38; March – 64; August – 21; September – 19; October – 31; November – 25; December – 26

GREY WAGTAIL: September – 8; October – 11

PIED WAGTAIL: August – 22

WATER PIPIT: October – 12

COMMON LINNET: January – 52

EUROPEAN GOLDFINCH: July – 105; August – 150; September – 178; October – 135

COMMON REED BUNTING: January – 14

MKA AND BFBG BREEDING BIRD SURVEY DATA

Philip Chasteauneuf currently surveys for the BFBG, with Derek Coleman also surveying Lapwings. Both MKA and Philip's territory estimates are used and for site totals, the higher of the two estimates is used.

A total of 817 territories were observed, representing the highest number ever recorded onsite. The highest number of territories were on Hundred Acre (183), with the bulk of these consisting of scrub/ruderal vegetation dwellers (such as Wren, Dunnock, Robin, and Whitethroat), as well as species of vegetated wetlands and reedbeds (e.g. Reed Warbler and Moorhen). The South East Corner recorded its highest-ever number of territories, with 160 observed.

Drought conditions throughout the summer caused rapid drying of the old sludge beds on Hundred Acre and in the South East Corner. These conditions are likely to have contributed to reduced breeding success, particularly for species such as Moorhen and Lapwing. The number of territories/nests does not measure breeding success – the number of fledged young does.

Although the number of Lapwing nest attempts was higher than in the two previous years, breeding success was disastrously low. There were an estimated 11 pairs recorded across the site, with 8 pairs in the South East Corner alone. However, fledglings were seen or heard at only three nests in the South East Corner and one on Hundred Acre, but none survived. The only successful nest was a pair on the Phase 3 Wet Grassland, which fledged three young.

The recently established breeding population of Grey Heron at the Southernmost Lake increased from a single pair in 2021 to three pairs and four nests in 2022, three of which produced fledged young.

Three adult Barn Owl were present during the breeding season, and one pair bred, successfully fledging three young.

Members of the BFBG also confirmed the successful breeding of Little Ringed Plover onsite for the first time since 2005. A minimum of two young juveniles seen on 8th June, following a report of one on 5th June. On 19th June, two "fully-fledged juveniles" were reported. MKA then recorded nine adults and three juveniles on 28th June, but this count clearly included birds that had arrived from elsewhere. 12 were also recorded on 30th June.

The following table presents the total number of territories recorded for each species considered to be breeding onsite during the 2022 breeding season. Lapwing pairs are used instead of territories.

* = Species with large feeding territories considered to include the site, even though nesting is offsite.

<u>Species</u>	<u>Territories in Breeding Bird Survey</u>
Canada Goose	36
Mute Swan	4
Gadwall	1
Mallard	7
Pochard	1
Tufted Duck	2
Pheasant	1
Stock Dove	2
Woodpigeon	2
Moorhen	41
Coot	74
Little Grebe	9
Lapwing (pairs)	11
Little Ringed Plover	2
Grey Heron	4
Red Kite*	1
Buzzard	1
Barn Owl	1
Great Spotted Woodpecker	2
Kestrel	2
Peregrine*	1
Ring-necked Parakeet	2
Magpie	4
Carrion Crow	1
Raven*	1
Blue Tit	17
Great Tit	32
Skylark	2
Cetti's Warbler	16
Long-tailed Tit	4
Chiffchaff	13
Sedge Warbler	3
Reed Warbler	42
Blackcap	36
Whitethroat	55
Wren	99
Song Thrush	10
Blackbird	23
Robin	67
House Sparrow	29
Dunnock	80
Grey Wagtail	6
Pied Wagtail	3
Greenfinch	17
Linnet	28
Goldfinch	20
Reed Bunting	2

TARGET SPECIES

The target species are those identified in the Conservation Management Scheme³ and serve as indicators of the success of that scheme and restoration works. Overall, the situation is dire due to the significant delays in the restoration. Lapwings are just about holding on, but both Redshank and Tree Sparrow are now extinct as breeding species on site. Most of these target species remain highly dependent on the displacement habitats of 100 Acre and the South East Corner, which are threatened by decommissioning by Thames Water in the future.

Colour code used to indicate trends in species are as follows:

Increasing = Green Stabilising = Yellow Decreasing = Red

Breeding pairs of the target species for selected years (extracted from BBS data):

	'95	'00	'05	'10	'14	'15	'16	'17	'18	'19	'20	'21	'22	Notes on breeding population
Little Ringed Plover	1	1	1	0	0	0	0	0	0	0	2	3	2	Recent recovery following long breeding absence
Ringed Plover	0	1	0	0	0	0	0	0	0	0	0	0	0	Failed
Lapwing	11	18	22	14	10	10	11	12	13	10	9	12	11	Stabilising following a decline between 2005 and 2010
Redshank	4	1	2	0	0	0	0	0	0	0	0	0	0	Extinct as a breeding species
Common Tern	0	0	0	0	0	0	0	0	0	0	0	0	0	Failed
Yellow Wagtail	5	0	0	0	0	0	0	0	0	0	0	0	0	Extinct as a breeding species
Sedge Warbler	11	25	1	2	0	0	1	2	5	2	5	4	3	Drastic decline, followed by slight recovery and now stable
Reed Warbler	31	19	13	32	13	32	36	47	47	49	39	43	42	Increasing, rate of increase starting to plateau
Tree Sparrow	83	52	75	80	1	1	5	2	2	5	0	0	0	Catastrophic decline, now extinct as a breeding species
Reed Bunting	23	17	5	3	2	2	1	3	2	1	2	3	2	Drastic decline, nearly extinct as a breeding species, currently stable in low numbers

*Historic data taken from previous Beddington Farmlands Bird and Wildlife reports⁵

RESTORATION HABITAT INDICATORS

The objectives within the Conservation Management Scheme³ and Restoration Management Plan⁴ aim to create various types of habitats. The BFBG and MKA monitor indicator species of these habitats to measure the success of the restoration works. The main habitat types being created are:

- a) Open Water – Lakes
- b) Grasslands and Scrubs – Restored landfill areas
- c) Wet Grassland and Wetland – Including marsh habitats
- d) Reedbed and Wetland Edge – Including reed and willow areas across the site
- e) Woodland and Copse – Primarily concentrated around the perimeter of the Farmlands, but also area of woodland planting on the restored landfill areas

Additionally, apex predators are monitored as indicators of the health of the overall ecosystem.

The following tables use BFBG and MKA data on indicator species.

Historic data is taken from previous Beddington Farmlands Bird and Wildlife reports⁵

Decreasing = Red Stabilising = Yellow Increasing = Green Nc = No count

Tree Sparrow

Catastrophic population crash, now extinct

Number of Broods:

1997	1998	1999	2000	2001	2002	2003	2004	2005	2006	2007	2008	2009
77	50	80	113	165	159	213	151	149	262	280	143	Nc

2010	2011	2012	2013	2014	2015	2016	2017	2018	2019	2020	2021	2022
168	156	117	9	1	2	5	2	2	8	0	0	0

Open Water

Shoveler

Relatively stable

Winter Maxima:

1997	1998	1999	2000	2001	2002	2003	2004	2005	2006	2007	2008	2009
105	95	150	125	110	100	121	87	110	90	146	84	Nc

2010	2011	2012	2013	2014	2015	2016	2017	2018	2019	2020	2021	2022
Nc	Nc	100	100	100	65	92	136	120	100	100	179	137

Teal

Following a reduction in 2005, numbers have stabilised, potential recent increase

Winter Maxima:

1997	1998	1999	2000	2001	2002	2003	2004	2005	2006	2007	2008	2009
620	500	1100	664	600	695	617	652	350	350	376	350	300

2010	2011	2012	2013	2014	2015	2016	2017	2018	2019	2020	2021	2022
250	500	350	350	400	325	300	315	370	325	260	444	533

Tufted Duck

Fluctuating breeding population, relatively stable annual maxima

Breeding Pairs:

1997	1998	1999	2000	2001	2002	2003	2004	2005	2006	2007	2008	2009
6	3	4	13	7	9	5	9	10	6	2	3	9

2010	2011	2012	2013	2014	2015	2016	2017	2018	2019	2020	2021	2022
6	9	3	2	4	12	12	4	8	2	6	2	2

Annual Maxima:

1997	1998	1999	2000	2001	2002	2003	2004	2005	2006	2007	2008	2009
113	82	100	75	80	102	130	155	80	70	112	69	Nc

2010	2011	2012	2013	2014	2015	2016	2017	2018	2019	2020	2021	2022
Nc	Nc	95	90	144	110	130	87	64	46	50	69	76

Sand Martin

Fluctuating but extinct since 2014

Breeding Pairs:

1997	1998	1999	2000	2001	2002	2003	2004	2005	2006	2007	2008	2009
0	0	2	9	7	1	2	2	2	2	2	17	6

2010	2011	2012	2013	2014	2015	2016	2017	2018	2019	2020	2021	2022
4	10	5	3	1	0	0	0	0	0	0	0	0

Grassland and Scrub

Skylark

A possible recovery following a decline, population limited to a couple of pairs

Breeding Pairs:

1997	1998	1999	2000	2001	2002	2003	2004	2005	2006	2007	2008	2009
2	4	1	2	2	2	3	4	4	1	4	2	2

2010	2011	2012	2013	2014	2015	2016	2017	2018	2019	2020	2021	2022
1	0	0	0	0	1	2	2	1	2	0	1	2

Meadow Pipit

Not breeding on site but potential colonist, overall reduction in wintering population

Breeding Pairs (bred historically, last in 1985):

1997	1998	1999	2000	2001	2002	2003	2004	2005	2006	2007	2008	2009
0	0	0	0	0	0	0	0	0	0	0	0	0

2010	2011	2012	2013	2014	2015	2016	2017	2018	2019	2020	2021	2022
0	0	0	0	0	0	0	0	0	0	0	0	0

Wintering Population Maxima:

1997	1998	1999	2000	2001	2002	2003	2004	2005	2006	2007	2008	2009
150	12	Nc	Nc	40	32	20	30	30	25	21	20	Nc

2010	2011	2012	2013	2014	2015	2016	2017	2018	2019	2020	2021	2022
Nc	Nc	70	40	50	40	24	15	25	22	15	26	32

Whitethroat

A reduced breeding population, now stabilising

Breeding Pairs:

1997	1998	1999	2000	2001	2002	2003	2004	2005	2006	2007	2008	2009
65	99	72	76	80	67	56	72	66	56	59	67	56

2010	2011	2012	2013	2014	2015	2016	2017	2018	2019	2020	2021	2022
55	50	44	40	41	53	60	53	46	42	46	58	55

Linnet

A sudden recent increase following a reduction in the breeding population

Breeding Pairs:

1997	1998	1999	2000	2001	2002	2003	2004	2005	2006	2007	2008	2009
2	2	Nc	1	1	2	4	2	1	1	3	1	0

2010	2011	2012	2013	2014	2015	2016	2017	2018	2019	2020	2021	2022
0	0	1	0	1	2	9	12	13	9	14	17	28

Stonechat

Numbers increasing

Autumn/Winter Maxima:

1997	1998	1999	2000	2001	2002	2003	2004	2005	2006	2007	2008	2009
4	4	7	4	6	6	3	5	5	Nc	4	4	Nc

2010	2011	2012	2013	2014	2015	2016	2017	2018	2019	2020	2021	2022
Nc	Nc	14	4	13	7	10	10	4	10	6	8	20

Wheatear

Fluctuating

Annual Maxima of migrants:

1997	1998	1999	2000	2001	2002	2003	2004	2005	2006	2007	2008	2009
9	17	13	18	7	4	10	10	20	9	10	6	Nc

2010	2011	2012	2013	2014	2015	2016	2017	2018	2019	2020	2021	2022
Nc	Nc	25	35	14	7	10	6	5	15	1	6	9

Wet Grassland and Wetland

Lapwing

Breeding population stabilising following a decline, wintering population in decline

Breeding Pairs:

1997	1998	1999	2000	2001	2002	2003	2004	2005	2006	2007	2008	2009
11	9	13	13	14	24	25	21	21	23	20	27	21

2010	2011	2012	2013	2014	2015	2016	2017	2018	2019	2020	2021	2022
14	13	14	11	10	10	11	12	13	10	9	12	11

Annual Maxima (on ground):

1997	1998	1999	2000	2001	2002	2003	2004	2005	2006	2007	2008	2009
165	150	250	150	130	130	170	140	110	120	150	141	Nc

2010	2011	2012	2013	2014	2015	2016	2017	2018	2019	2020	2021	2022
Nc	Nc	50	74	70	41	41	68	40	25	47	54	121

121 in 2022 involved grounded migrants during cold weather.

Redshank

Extinct from site since 2006

Breeding Pairs:

1997	1998	1999	2000	2001	2002	2003	2004	2005	2006	2007	2008	2009
3	2	0	1	0	2	1	1	2	1	0	0	0

2010	2011	2012	2013	2014	2015	2016	2017	2018	2019	2020	2021	2022
0	0	0	0	0	0	0	0	0	0	0	0	0

Water Pipit

Current increase following a decline in 2002

Annual Maxima (average figures):

1997	1998	1999	2000	2001	2002	2003	2004	2005	2006	2007	2008	2009
10	10	10	10	10	1	4	1	4	1	4	1	4

2010	2011	2012	2013	2014	2015	2016	2017	2018	2019	2020	2021	2022
1	4	1	4	1	4	8	9	10	17	7	14	12

Yellow Wagtail

Extinct since works commenced

Breeding Pairs:

1997	1998	1999	2000	2001	2002	2003	2004	2005	2006	2007	2008	2009
2	0	0	0	0	0	0	0	0	0	0	0	0

2010	2011	2012	2013	2014	2015	2016	2017	2018	2019	2020	2021	2022
0	0	0	0	0	0	0	0	0	0	0	0	0

Common Snipe

An overall increasing population

Annual Maxima:

1997	1998	1999	2000	2001	2002	2003	2004	2005	2006	2007	2008	2009
17	17	34	40	51	55	60	24	90	46	33	36	40

2010	2011	2012	2013	2014	2015	2016	2017	2018	2019	2020	2021	2022
25	30	25	50	40	67	60+	120	80	60	117	68	142

Green Sandpiper

Decreasing in recent years in concurrence to the loss of the Displacement Habitats

Annual maxima:

1997	1998	1999	2000	2001	2002	2003	2004	2005	2006	2007	2008	2009
18	20	32	32	28	42	33	45	28	46	32	32	40

2010	2011	2012	2013	2014	2015	2016	2017	2018	2019	2020	2021	2022
30	25	30	29	17	23	14	14	19	23	10	25	16

Reedbed and Wetland Edge

Reed Warbler

An increasing population, but rate of increase plateauing

Breeding Pairs:

1997	1998	1999	2000	2001	2002	2003	2004	2005	2006	2007	2008	2009
13	13	16	19	29	16	14	10	13	23	24	26	30

2010	2011	2012	2013	2014	2015	2016	2017	2018	2019	2020	2021	2022
32	27	25	17	13	32	36	47	47	49	39	43	42

Reed Bunting

A significant decline in breeding population, stable in low numbers since 2008

Breeding Pairs:

1997	1998	1999	2000	2001	2002	2003	2004	2005	2006	2007	2008	2009
30	17	24	17	11	11	6	2	5	5	7	4	3

2010	2011	2012	2013	2014	2015	2016	2017	2018	2019	2020	2021	2022
3	3	3	1	2	2	1	3	2	1	2	3	2

Apex Predators

Kestrel

Relatively stable following a significant decline since development commenced

Annual Maxima:

1997	1998	1999	2000	2001	2002	2003	2004	2005	2006	2007	2008	2009
15	Nc	Nc	4	4	4	3	4	4	4	3	4	Nc

2010	2011	2012	2013	2014	2015	2016	2017	2018	2019	2020	2021	2022
Nc	Nc	5	6	6	7	7	5	3	4	5	6	5

SPRING MIGRANT FIRST ARRIVAL DATES

The table on the following page, created by Glenn Jones, shows the first arrival date of certain spring migrant species each year since 2010. Each colour represents a different month. The earliest date for each species is bold and underlined. For species that are now observed overwintering in some years, such as Blackcap and Chiffchaff, the date displayed is based on an increase in numbers and singing birds.

Species:	2010	2011	2012	2013	2014	2015	2016	2017	2018	2019	2020	2021	2022
Garganey	16/4	24/4	14/4	24/4	-	13/4	-	10/5	-	25/4	-	-	<u>22/3</u>
Swift	25/4	22/4	24/4	<u>17/4</u>	26/4	22/4	18/4	20/4	21/4	24/4	18/4	23/4	27/4
Cuckoo	-	<u>13/4</u>	15/6	23/4	04/5	27/4	02/7	05/6	24/4	08/5	-	-	03/5
Little Ringed Plover	08/4	<u>09/3</u>	25/3	17/3	01/4	24/3	23/3	16/3	30/3	17/3	22/3	13/3	11/3
Whimbrel	20/4	12/4	25/4	20/4	20/4	<u>10/4</u>	25/4	14/5	15/4	27/4	18/4	17/4	19/4
Common Sandpiper	13/4	21/4	09/4	<u>07/4</u>	22/4	13/4	21/4	15/4	23/4	24/4	18/4	10/4	18/4
Wood Sandpiper	27/4	-	04/5	-	-	-	26/5	05/5	-	30/4	-	<u>24/4</u>	27/4
Sandwich Tern	-	14/5	-	12/4	07/4	-	10/4	-	25/5	<u>04/4</u>	-	-	-
Common Tern	20/4	14/4	10/4	09/4	17/4	17/4	02/5	30/4	<u>03/4</u>	09/4	20/4	15/5	-
Arctic Tern	20/4	<u>17/4</u>	25/4	-	-	-	10/5	30/4	28/4	08/5	-	-	27/4
Osprey	<u>27/3</u>	-	-	08/4	-	02/4	-	-	14/4	-	-	23/4	10/4
Hobby	24/4	29/4	25/4	04/5	26/4	25/4	23/4	30/4	27/4	12/4	<u>27/3</u>	23/4	27/4
Sand Martin	17/3	21/3	16/3	09/4	20/3	28/3	24/3	<u>11/3</u>	12/3	20/3	18/3	19/3	13/3
Swallow	01/4	03/4	25/3	07/4	01/4	01/4	26/3	<u>21/3</u>	02/4	29/3	10/4	25/3	29/3
House Martin	05/4	<u>26/3</u>	17/4	13/4	06/4	04/4	28/3	14/4	10/4	02/4	08/4	04/4	23/4
Willow Warbler	31/3	27/3	31/3	12/4	31/3	<u>24/3</u>	30/3	29/3	08/4	01/4	05/4	28/3	07/4
Chiffchaff	17/3	19/3	16/3	20/3	09/3	14/3	<u>06/3</u>	11/3	24/3	23/3	22/3	25/3	13/3
Sedge Warbler	16/4	21/4	05/4	20/4	24/4	09/4	12/4	10/4	05/4	09/4	08/4	<u>30/3</u>	11/4
Reed Warbler	17/4	21/4	14/4	16/4	19/4	14/4	13/4	11/4	<u>07/4</u>	09/4	10/4	10/4	13/4
Grasshopper Warbler	-	-	-	20/4	-	05/5	24/4	-	25/5	-	-	18/4	<u>14/4</u>
Blackcap	01/4	26/3	28/3	07/4	10/3	27/3	01/4	<u>08/3</u>	03/4	24/3	23/3	27/3	23/3
Garden Warbler	23/4	09/5	04/5	20/4	30/4	25/4	23/4	19/4	<u>08/4</u>	18/4	24/4	27/4	-
Lesser Whitethroat	18/4	21/4	20/4	20/4	21/4	21/4	<u>12/4</u>	13/4	14/4	20/4	23/4	24/4	19/4
Whitethroat	11/4	06/4	14/4	15/4	12/4	14/4	03/4	11/4	08/4	11/4	10/4	06/4	<u>01/4</u>
Ring Ouzel	19/4	17/4	17/4	02/4	17/4	13/4	-	<u>17/3</u>	-	06/4	20/3	13/4	16/4
Nightingale	-	-	14/4	-	-	-	-	30/4	-	09/5	15/4	<u>13/4</u>	-
Spotted Flycatcher	-	-	08/5	-	12/5	-	14/5	15/5	25/5	<u>07/5</u>	-	09/5	-
Redstart	<u>05/4</u>	22/4	-	24/4	-	13/4	12/4	-	-	10/4	-	13/4	-
Whinchat	27/4	02/5	02/5	25/4	28/4	26/4	<u>16/4</u>	30/4	01/5	26/4	29/4	12/5	24/4
Wheatear	24/3	<u>09/3</u>	16/3	<u>09/3</u>	11/3	18/3	25/3	18/3	12/3	23/3	18/3	27/3	05/4
Yellow Wagtail	13/4	30/4	02/4	11/4	<u>01/4</u>	10/4	06/4	14/4	10/4	13/4	09/4	<u>01/4</u>	11/4
Tree Pipit	<u>07/4</u>	26/4	-	15/4	-	26/4	22/4	29/4	-	26/4	-	28/4	15/4

The next table shows the average arrival date for each species based on the previous table.

<u>Species</u>	<u>Average Arrival Date</u>
Garganey	17 th April
Swift	22 nd April
Cuckoo	12 th May
Little Ringed Plover	21 st March
Whimbrel	20 th April
Common Sandpiper	16 th April
Wood Sandpiper	3 rd May
Sandwich Tern	22 nd April
Common Tern	18 th April
Arctic Tern	28 th April
Osprey	8 th April
Hobby	30 th April
Sand Martin	19 th March
Swallow	30 th March
House Martin	7 th April
Willow Warbler	1 st April
Chiffchaff	16 th March
Sedge Warbler	11 th April
Reed Warbler	13 th April
Grasshopper Warbler	27 th April
Blackcap	25 th March
Garden Warbler	23 rd April
Lesser Whitethroat	18 th April
Whitethroat	9 th April
Ring Ouzel	8 th April
Nightingale	22 nd April
Spotted Flycatcher	12 th May
Redstart	14 th April
Whinchat	30 th April
Wheatear	18 th March
Yellow Wagtail	10 th April
Tree Pipit	21 st April

RINGED BIRD DATA 2022

No ringing activities have occurred onsite since 2019. The BFBG is currently working to find a way to resume these activities, as it provides data that illustrates overall trends in the number of bird species and individuals using the site.

The BFBG continues to record as much ring data as possible by reading ring codes on birds in the field. For larger species, such as geese and gulls, this can be relatively straightforward, but for smaller passerines, there remains a considerable gap in data without active ringing. The following table lists the most notable sightings of birds that were already ringed, where the full ring code was obtained.

Special credit to Dave Warren for obtaining the majority of this data.

White ringed 'SUBR' Black-headed Gull by Dave Warren (November)



Blue ringed 'LN.OS' Herring Gull by Dave Warren (May)



<u>Species</u>	<u>Ring Colour/ Ring Code</u>	<u>Location Bird Ringed</u>	<u>Date Bird Ringed</u>	<u>Date(s) Seen at Beddington Farmlands 2022</u>
Black-headed Gull	Metal / 5443423	Augustgroden, Germany	21/06/17	03/01 - 16/02
Black-headed Gull	Yellow / T9PH	Koronowo, Poland	21/05/17	06/01 - 05/03 and 09/11 - 18/11
Black-headed Gull	Metal / 6T63314 and Yellow / 2PDT	Metal ringed in Belgium, then colour ringed at Pitsea Landfill, Essex	14/05/2000 and 27/02/2016	12/01 - 25/02
Black-headed Gull	Metal / 7T29663	Heikant, Zele, Belgium	09/04/05	14/01
Black-headed Gull	White / SUBR	Croatia	15/03/20	28/01 and 17/11 - 25/11
Black-headed Gull	Black / X70C	Inseln Böhme und Werder, Germany	16/05/17	01/02 - 11/02
Black-headed Gull	Yellow / T3X3	Świnoujście, Poland	03/06/17	04/02
Black-headed Gull	Metal / 6427394	Pildammsparken, Malmö, Sweden	06/08/08	09/02
Black-headed Gull	Yellow / TNHU	Dąbie, Lubczyna, Zachodniopomorskie, Poland	14/05/20	11/02
Black-headed Gull	Metal / FS70977	La flaque aux oies, Pas-de-Calais, France	04/05/09	11/02 and 03/12
Black-headed Gull	Metal / ST247.134	Espoo, Finland	14/04/06	11/02
Black-headed Gull	Yellow / ENNJ	Antwerp, Belgium	21/06/15	12/02
Black-headed Gull	White / UVT	Denmark	-	12/02
Black-headed Gull	Metal / ST284.625	Evijärvi, Etelä-Pohjanmaa, Finland	06/06/10	14/02 - 26/02
Black-headed Gull	Metal / HA38.341	Lithuania	03/07/16	14/02
Black-headed Gull	White / TVWP	Zbiornik Przykona, Poland	12/06/17	22/02 - 25/02
Black-headed Gull	Black / XM31	Altfriedland, Germany	07/06/13	18/03
Black-headed Gull	Metal / ES43750	Cantley Beet Factory, Norfolk	17/06/99	09/11
Black-headed Gull	Yellow / WP07	Prague, Czech Republic	17/01/18	26/11
Black-headed Gull	White / 3MN	Denmark	-	05/12
Black-headed Gull	Metal / 6450504	Vakoren, Sweden	20/06/16	07/12
Black-headed Gull	Black / XE9C	Riether Werder, Germany	18/05/22	23/12
Black-headed Gull	Red / 2AKF	Milton Tip, Cambridgeshire	12/02/13	31/12
Common Gull	Metal / 6117026	Skadbergbakken, Sola, Norway	11/06/18	14/01
Herring Gull	Yellow / 6H6B	Lynnbottom Tip, Isle of Wight	18/09/13	09/01 and 06/12
Herring Gull	Red / XXX	Orford Ness, Suffolk	02/07/21	28/01 - 05/02
Herring Gull	Metal / GY14665	Bembridge, Isle of Wight	22/12/21	17/03
Herring Gull	Blue / LN.OS	Raversijde, Belgium	28/08/20	25/05/22
Herring Gull	Orange / 5 2	Noord-Brabant, Netherlands	06/06/22	26/11 - 07/12
Herring Gull	White / 3HS3	Chouet Landfill, Guernsey	24/05/13	14/12
Caspian Gull	Yellow / 87A:U	Dynín, Jihočeský kraj, Czech Republic	04/06/21	02/01 - 16/02
Lesser Black-backed Gull	White / N:L2J	Spain	-	24/02
Lesser Black-backed Gull	Black / 9FC5	Berhou, Alderney	10/07/15	11/03
Blackbird	Metal / LK82513	Beddington Farmlands	14/04/18	27/03/22

Black ringed '9FC5' Lesser Black-backed Gull by Dave Warren (March)



REPORT ON OTHER WILDLIFE IN 2022

This section of the report aims to summarise the highlights of other taxa recorded at Beddington in 2022. Unfortunately, data on species other than birds is quite limited, so many common species present this year lack available information and are therefore omitted from this section.

BUTTERFLIES

CLOUDED YELLOW (*Colias croceus*)

Irregular/Near Annual Migrant

High Counts:

Jan	Feb	Mar	Apr	May	Jun	Jul	Aug	Sep	Oct	Nov	Dec
0	0	0	0	0	0	10+	0	1	1	0	0

Clouded Yellow by Zach Pannifer (July)



BRIMSTONE (*Gonepteryx rhamni*)

Regular

First of year on 10th March

ORANGE-TIP (*Anthocharis cardamines*)

Regular

High Counts:

Jan	Feb	Mar	Apr	May	Jun	Jul	Aug	Sep	Oct	Nov	Dec
0	0	1	1	1	0	0	0	0	0	0	0

First of year on 28th March

BROWN HAIRSTREAK (*Thecla betulae*)

Former Vagrant, now beginning to colonise and becoming more regular

2 noted on 28th July

1 on 18th September and 1 on 20th September

Brown Hairstreak by Peter Alfrey (July)



GREEN HAIRSTREAK (*Callophrys rubi*)

Scarce

1 seen on 6th May and 1 on 12th May

SMALL COPPER (*Lycaena phlaeas*)

Irregular

1 on 6th May

PAINTED LADY (*Vanessa cardui*)

Irregular Migrant

1 on 25th April


1 on 22nd May

1 on 25th June

1 on 13th July

1 on 6th August

Painted Lady by Dave Warren



SMALL TORTOISESHELL (*Aglais urticae*)

Regular

First of year on 10th March

PEACOCK (*Aglais io*)

Regular

First of year on 10th March

MARbled WHITE (*Melanargia galathea*)

Regular

Recorded in June and July (no counts)

SMALL HEATH (*Coenonympha pamphilus*)

Irregular

1 on 28th May

RINGLET (*Aphantopus hyperantus*)

Regular

1 on 18th and 1 on 25th June

MOTHS

OLD LADY (*Mormo maura*)

Regular

1 on 28th July

SNOUT (*Hypena proboscidalis*)

Common

1 on 3rd June

CINNABAR (*Tyria jacobaeae*)

Regular

1 on 3rd June

LESSER PEARL (*Sitochroa verticalis*)

Regular

1 on 25th June

Lesser Pearl by Zach Pannifer



HUMMING-BIRD HAWK-MOTH (*Macroglossum stellatarum*)
Scarce/Annual Migrant

1 on 25th June

GARDEN CARPET (*Xanthorhoe fluctuata*)
Regular

1 on 30th June

JERSEY TIGER (*Euplagia quadripunctaria*)
Regular

2 on 13th July

DRAGONFLIES AND DAMSELFLIES

RED-VEINED DARTER (*Sympetrum fonscolombii*)
Former Vagrant, now Regular and potential recent colonist

June: At least 1 on the 23rd and 30th

July: At least 1 on the 18th and 24th

Red-veined Darter by Zach Pannifer



MIGRANT HAWKER (*Aeshna mixta*)

Regular

1 on 13th September

BROAD-BODIED CHASER (*Libellula depressa*)

Common

1 on 9th July

Broad-bodied Chaser by Zach Pannifer



WILLOW EMERALD (*Chalcolestes viridis*)

Regular

1 male on 9th July

1 on 13th September

BATS

MKA walked four bat activity transects, three times each, between 31st May and 30th August. Bat activity is strongly affected by weather conditions, so whenever possible, transects were conducted in dry and calm conditions, during which bats are most likely to be active. Bat detectors and recording equipment were used to detect and identify different species. Where possible, bats were identified from their calls, and, if seen, visual cues were used to aid identification. Several species are very difficult to distinguish from calls alone.

In 2022, at least seven species of bat were confirmed to be using the site based on the transect data:

- Common Pipistrelle (*Pipistrellus pipistrellus*)
- Soprano Pipistrelle (*Pipistrellus pygmaeus*)
- Nathusius's Pipistrelle (*Pipistrellus nathusii*) – first since 2019
- Noctule (*Nyctalus noctule*)
- Leisler's Bat (*Nyctalus leisleri*)
- Serotine (*Eptesicus serotinus*)
- Brown Long-eared Bat (*Plecotus auritus*)

Soprano Pipistrelle was the most frequently encountered species, followed by Common Pipistrelle.

There was limited bat activity around the centre of the site, which is elevated relative to the surrounding habitats and more exposed to high winds and lighting from nearby industrial areas, making it less suitable for foraging. As recorded in previous years, the built-up, illuminated environments around the incinerator and weighbridges continued to show no bat activity.

CONSERVATION UPDATE

2022 saw another period of significant change for the site. Viridor sold its entire landfill and landfill gas business to Frank Solutions Ltd, and with it their lease area and restoration obligations at Beddington. Frank Solutions Ltd then renamed to Valencia Waste Management (hereafter Valencia). There were some hopes that Valencia would make a greater effort to meet these obligations. While some advancements were initially made, they too began to delay restoration works, much like Viridor had done for many years prior.

The following points summarise some of the major onsite activities from the year:

- The preparation of the Displacement Habitats (Hundred Acre and South East Corner) for breeding Lapwing continued over the winter with watering of the beds and turning of the remaining sludge. However, the pumping of water into these beds ceased, as this was apparently only permitted under working conditions. A separate permit from the Environment Agency is required for this. A combination of this and dry spring and summer conditions caused the sludge beds to dry out, and ruderal vegetation took over many areas.
- Dry conditions also caused the Phase 1 Wet Grassland to almost entirely dry out. Together, the dryness observed in the Displacement Habitats and Phase 1 Wet Grassland led to a 42% reduction in the coverage of water across the site (per MKA data).
- The “predator-proof” fence around the Phase 3 Wet Grassland was completed in late spring. However, it became apparent that foxes were still able to get in and out of the fenced area due to several issues, including the fence not being tall enough, large gaps under access gates, and holes cut by trespassers.
- Vegetation was removed from both the Phase 1 and Phase 3 Wet Grasslands over the autumn and winter, with particular emphasis placed on Phase 3 as it is the most viable breeding area for target species in future years. With the only successfully fledged Lapwing in the 2022 breeding season being on Phase 3, it is crucial to manage the habitat to maximise further breeding success in the years to come.
- Intensive cutting of the Meadowlands area (the majority of the mound) was undertaken to try and remove “undesirable” species. However, the BFBG believes that this management practice is having a detrimental impact on both breeding and wintering species, as it removes vast areas of cover and eliminates winter seed for passerines.
- The main island on the North Lake was cleared of all vegetation in the winter to create a more open landscape and to encourage target species to breed in the following breeding season.
- Several hundred tree whips were planted around the east and south boundary of the North Lake, which included Wild Privet, Hawthorn, Blackthorn, and Hazel.
- Soil importation to infill the eastern edge of the mound became more regular. Most days saw several lorry-loads of soil dumped onto this area to decrease the angle of the buried landfill slope.

Phase 1 Wet Grassland during dry conditions by Peter Alfrey (August)



BEDDINGTON FARM BIRD GROUP

Ornithological recording at the site began over a century ago, providing a unique snapshot of shifts in bird numbers, biodiversity and behaviour – a powerful barometer for assessing the impacts of climate change and habitat alteration, which are increasingly pressing issues.

The Beddington Farm Bird Group (BFBG) was formed in August 1992 by local birdwatchers concerned about the future of this well-known site. The various land-use changes that have occurred here (from sewage farm to landfill site and now solely incineration) have dramatically changed the site's ecology. The breeding colony of Tree Sparrows at Beddington was one of the largest in the country, and the BFBG adopted this species as its emblem. Unfortunately, the population has recently crashed, and they are now extinct.

As the Farmlands is currently a working site, access to much of the site is limited to the 25 members of the BFBG. Historically, access was permitted via Thames Waste Management (a division of Thames Water Services Ltd), more recently Viridor Waste Management, and since spring 2022, Valencia Waste Management. Around the time of the changeover to Valencia, new members were added to the group and granted access. With this addition of new members, the group plans to increase ornithological recording on the site and monitor other wildlife, while also promoting the site to the local community and visitors from further afield. We are also active in ensuring the site is a place where the public can engage and interact with nature. Our members have led public walks across the site, and our outreach has included appearances in features on Springwatch/Autumnwatch/Winterwatch, natural history documentaries, and a short film for the Guardian.

BFBG AIMS AND OBJECTIVES

To encourage and promote the development of a major urban nature reserve at the site:

- The BFBG is dedicated to promoting the site as a nature reserve within the Wandle Valley Regional Park proposals.
- Being active participants in the Conservation Science Group, which offers independent advice and feedback on proposed environmental works carried out in the establishment of the nature reserve.
- Making appropriate representations on planning applications that affect the site.

To record and document the birds and other wildlife at the site:

- Undertaking breeding surveys and participating in national surveys.
- Monitoring the fortunes of identified target and indicator species.
- Producing an annual bird report.
- Forwarding records to the appropriate county recorders and submitting details of rarities.

To assist and support conservation and management work to enhance the site for wildlife:

- To assist with the implementation and monitoring of the Conservation Management Plan for the site.
- Informing site workers about sensitive areas for breeding species to ensure disturbance is minimised.

To raise public engagement with the site and to encourage citizens to contribute their sightings to the site records:

- Within the limits of operational and health and safety constraints, providing accompanied access for groups from recognised clubs and societies (as well as other interested non-members).
- Seeking agreement from the landowners for rarities to be viewed onsite, with 'twiches' to be warded by BFBG members.
- Promoting the "Path News" WhatsApp Group to the public so that sightings from the permissive path and public bird hides can be shared.
- Encouraging visitors to input their sightings onto the Beddington Farmlands hotspot on eBird and emailing sightings for the BFBG website (<https://beddingtonfarmlands.com/>) to our email address – beddingtonfarmlands.sightings@gmail.com

BFBG 2022

After a couple of years of limited access, which resulted in reduced activity of group members, the BFBG experienced a resurgence in the spring of 2022. New members were welcomed into the group, and full site access was reinstated by the landowners.

BFBG MEMBERS FOR 2022:

Jack Bartley (JB)	Nick Gardner (NG)
Simon Batchelor (SB)	Andy Harding (AD)
Tomos Brangwyn (TB)	Glenn Jones (GJ)
Roger Browne (RB)	Ian Jones (IJ)
Duncan Bulling (DB)	Zach Pannifer (ZP)
Philip Chasteauneuf (PC)	Anand Ramesh (AR)
Derek Coleman (DC)	Steve Shimwell (SS)
Czech Conroy (CC)	Catharine Strudwick (CS)
Roy Dennis (RD)	Steve Thomas (ST)
Arjun Dutta (AD)	Dave Warren (DW)
Steve Gale (SG)	Steve Woolfenden (SW)

ORNITHOLOGICAL SUMMARY

Data from previous years can be found on the Beddington Farmlands eBird hotspot at <https://ebird.org/hotspot/L933099>, and all sightings are in the process of being archived on our website (<https://beddingtonfarmlands.com>).

The following table provides the approximate number of days that BFBG members were on site recording each month. Numbers in brackets represent additional days from eBird/online recording entries submitted by members of the public using the permissive path and public hides.

Year/Month	J	F	M	A	M	J	J	A	S	O	N	D	Total
2016	21	21	28	28	13	6	18	26	25	25	22	25	258
2017	28	22	31	26	28	23	22	29	26	22	26	22	305
2018	21	17	30	30	29	13	17	21	26	24	20	13	261
2019	19 (1)	15	22	26 (1)	25	12	15 (1)	20 (3)	23	14 (2)	18	8	217 (225)
2022	27 (1)	25	30	27 (2)	23 (2)	17 (2)	27 (2)	28 (1)	24 (2)	26 (2)	22 (2)	26	302 (318)

Number of species recorded each year:

2012	2013	2014	2015	2016	2017	2018	2019	2020	2021	2022
155	152	157	163	158	160	156	150	141	155	149

2021 SUMMARY

A brief review of 2021 has been included in this report, as a separate 2021 report has not been produced.

In 2021, 155 bird species were recorded, excluding Category E species such as Atlantic Canary, Marbled Duck, White Stork, and White-tailed Eagle. The most notable sightings of the year included the first site record of Penduline Tit, the Yellow-browed Warbler first seen at the end of 2020 (third record), Spotted Crake, Crane, Temminck's Stint, a pair of Arctic Skua, and a Snow Bunting. Other highlights included: Barnacle Geese; Garganey; Red-crested Pochard; Goosander; Mandarin Duck; Red-legged Partridge; Great White Egrets; reintroduced White Storks from Knepp; Spoonbill; the aforementioned White-tailed Eagle from the Isle of Wight reintroduction scheme (first site record); Osprey; Grey Plovers; Golden Plover; Curlews; Woodcock; Ruffs; Caspian Gulls; Little Gulls; Iceland Gulls; Cuckoo; Nightingales; Black Redstart; Ring Ouzels; Garden Warbler; Grasshopper Warbler; Firecrests; Coal Tits; Treecreepers; Ravens; Bullfinch; Hawfinches; Crossbills; Yellowhammer; and Corn Bunting.

Away from birds, the first-ever Silver-washed Fritillary and Mullein Moth were recorded, the latter being the 618th moth species for the site. A Southern Hawker, which is a vagrant at Beddington, was seen in August.

Spotted Crake by Alan Wilkinson (September)



Common Crane by Zach Pannifer (March)



Temmink's Stint by Dave Warren (May)



Adult Little Gull by Anand Ramesh (December)



Adult Iceland Gull by Peter Alfrey (March)



Isle of Wight second-year female White-tailed Eagle 'G405' by Zach Pannifer (April)



1st-winter Penduline Tit by Zach Pannifer (October)



Yellow-browed Warbler by Anand Ramesh (January)



Silver-washed Fritillary by Dave Warren (July)



Mullein Moth by Peter Alfrey (April)



REFERENCES:

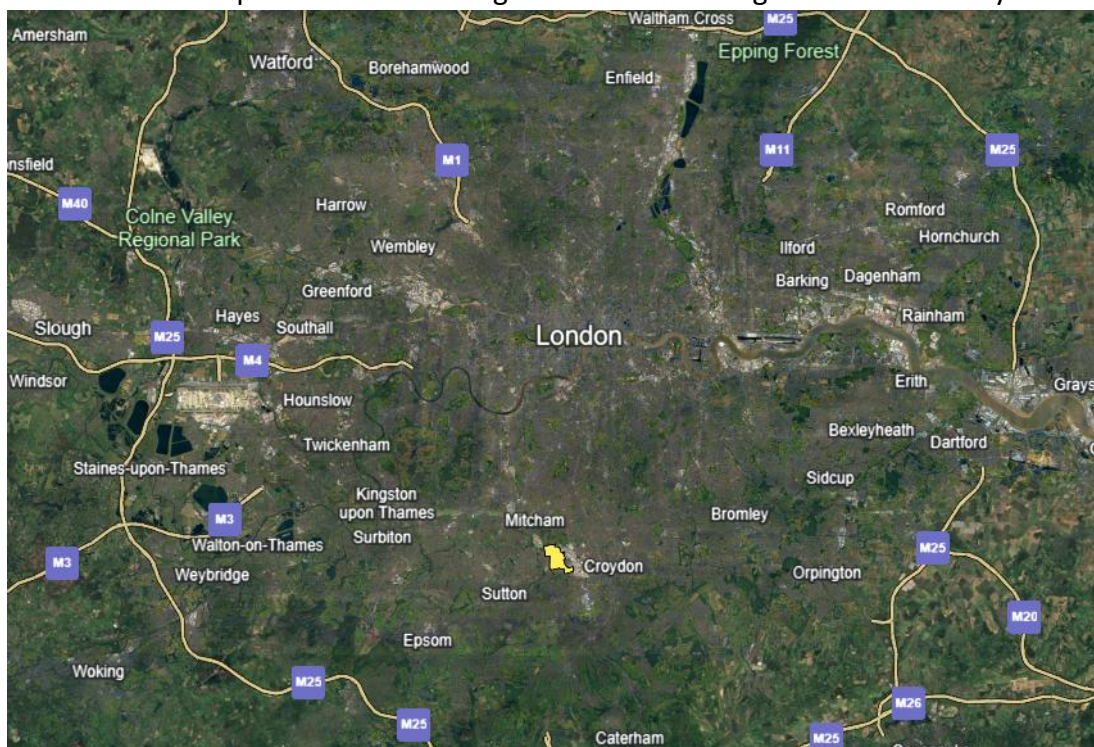
- 1) British Ornithological Union, 2023, British List 10th and 56th IOC13 2 Cat-F
- 2) MKA Ecology Ltd, 2023, Beddington Farmlands Annual Ecology Report 2021-2022 Version 3
- 3) SLR Consulting Ltd, 2012, Conservation Management Scheme
- 4) Lochhart Garratt, 2015, Restoration Management Plan (RMP)
- 5) Beddington Farm Bird Group, 1987-2019, The Beddington Farmlands Bird and Wildlife Reports

Appendices

Beddington Farmlands site map created by Zach Pannifer and Beth Clyne



Zoomed out map of London showing location of Beddington Farmlands in yellow



WRITTEN BY: Zach Pannifer

WRITING ASSISTANCE and PROOFREADING: Duncan Bulling

CO-DESIGNED BY: Jack Bartley and Zach Pannifer

PHOTO EDITS AND POSITIONING: Zach Pannifer, Beth Clyne

FRONT COVER: Female Black-winged Stilt by Anand Ramesh

BACK COVER: Green Sandpiper by Anand Ramesh

With thanks to all BFBG members and members of the public for the use of data and images

North Lake by Zach Pannifer (April)





beddingtonfarmlands.com

beddingtonfarmlands.sightings@gmail.com

